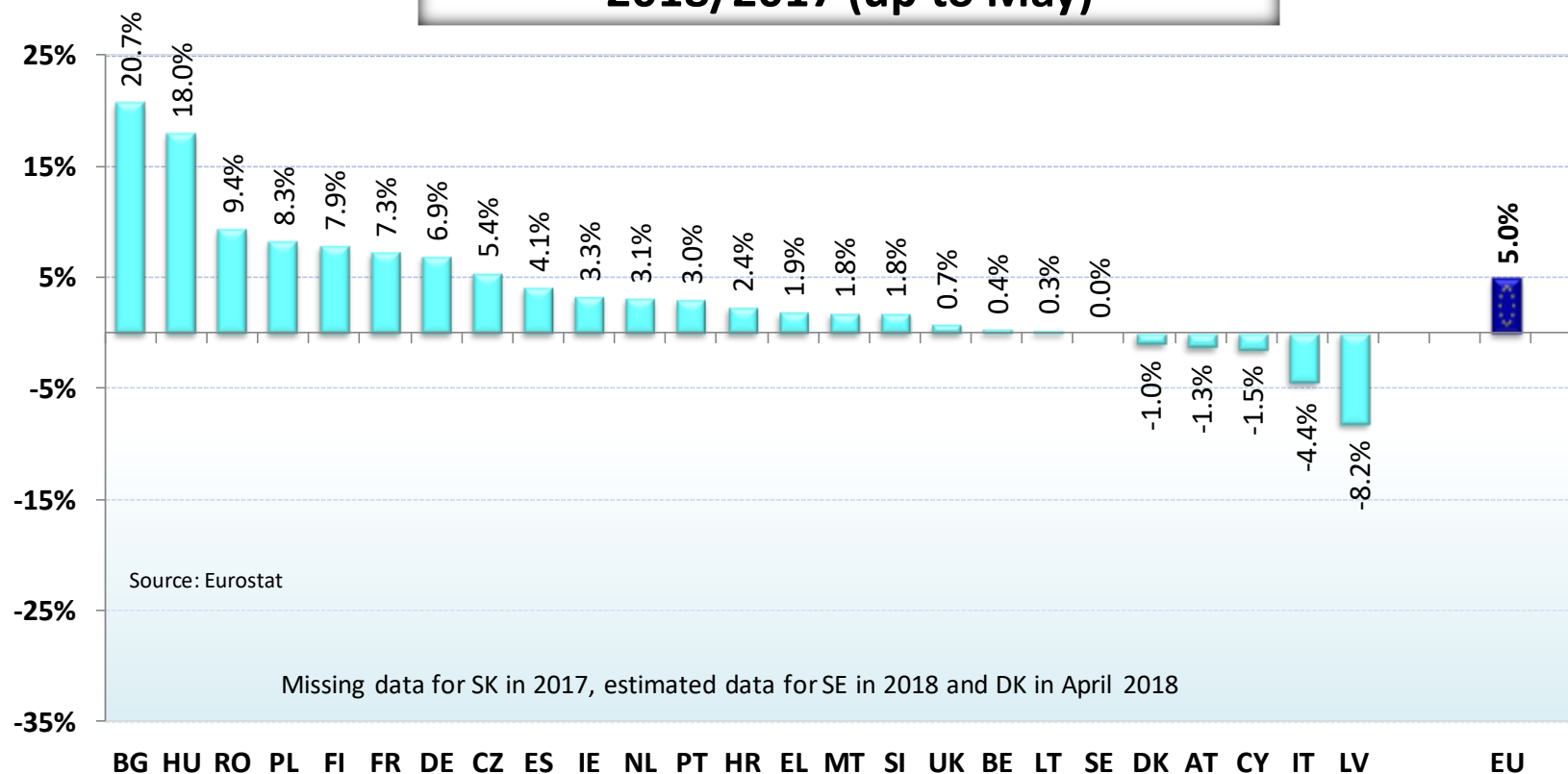


# EU Market Situation for Poultry

Committee for the  
Common  
Organisation of the  
Agricultural Markets  
30 August 2018

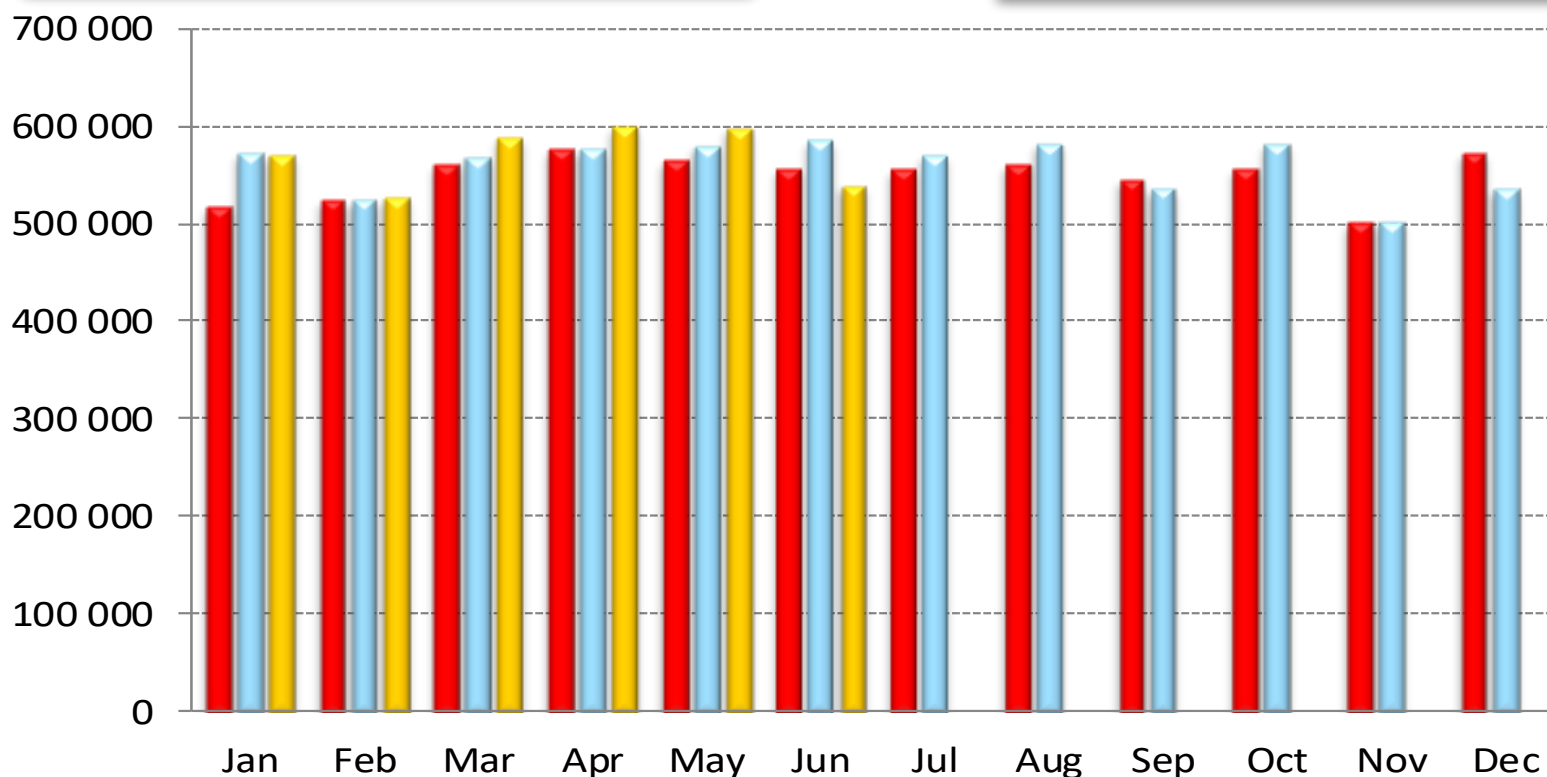


## Change in Poultry Meat Production in % 2018/2017 (up to May)



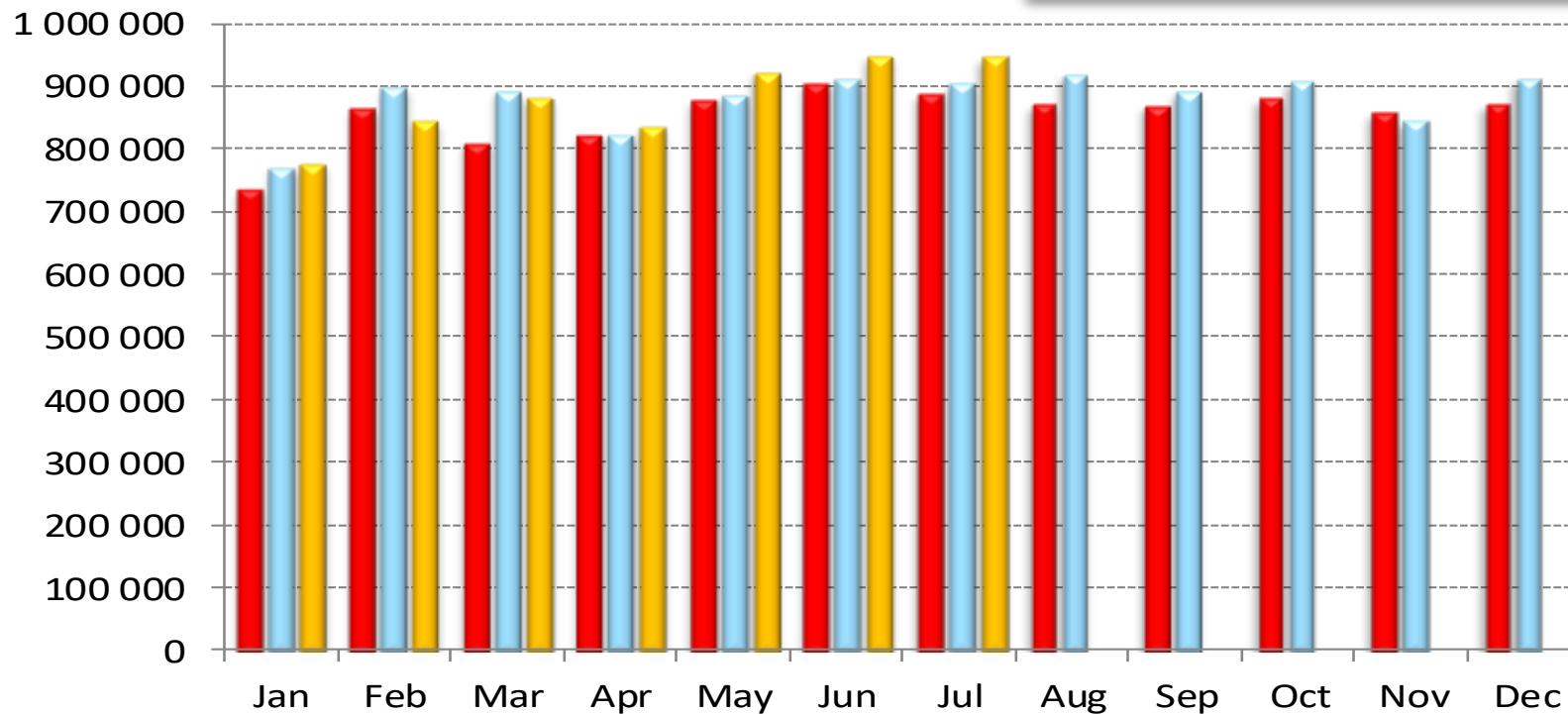
## Chicks hatched for fattening (1 000 pieces)

■ 2016 ■ 2017 ■ 2018

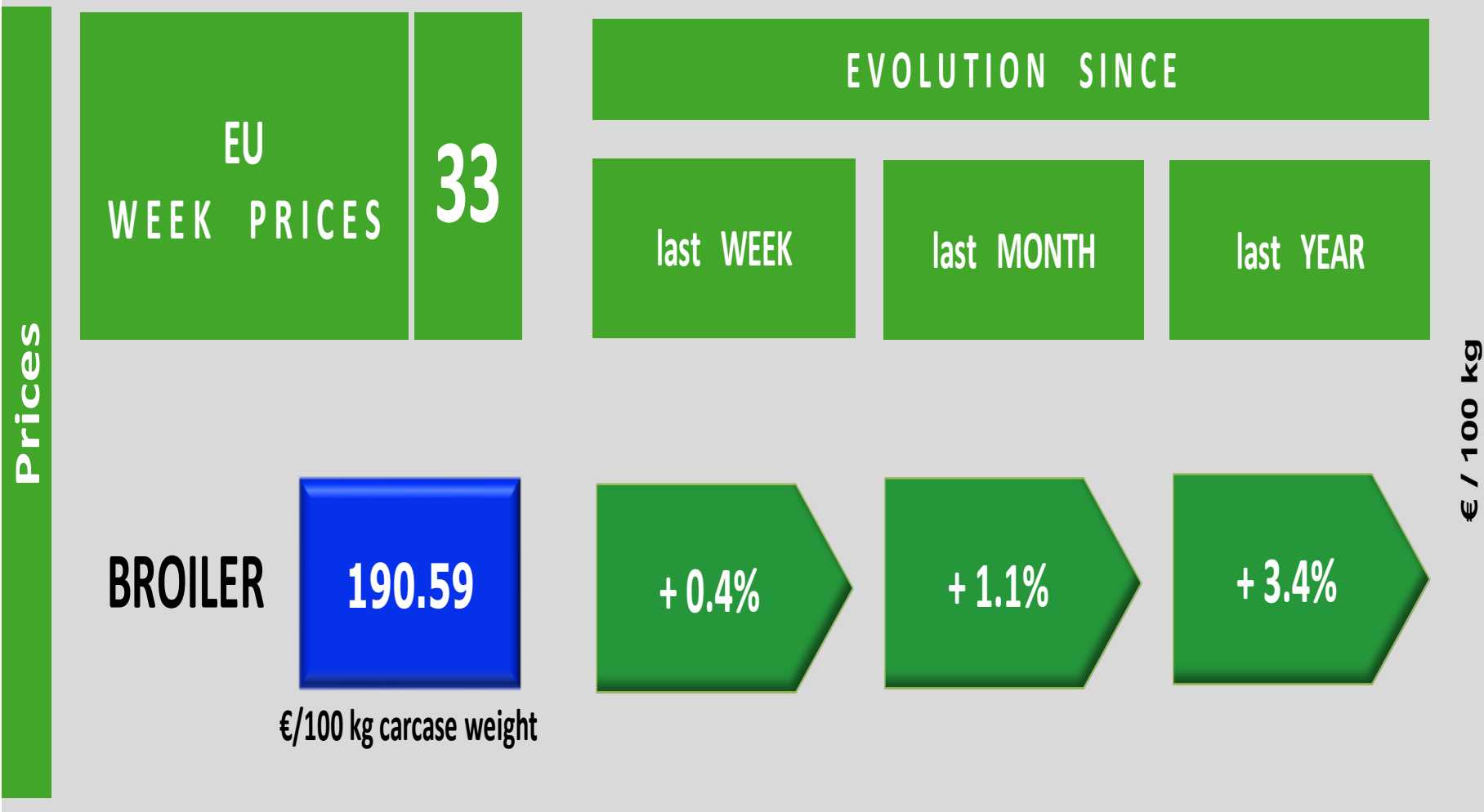


## Production forecast of broiler (In tonnes)

■ 2016 ■ 2017 ■ 2018



# PRICES

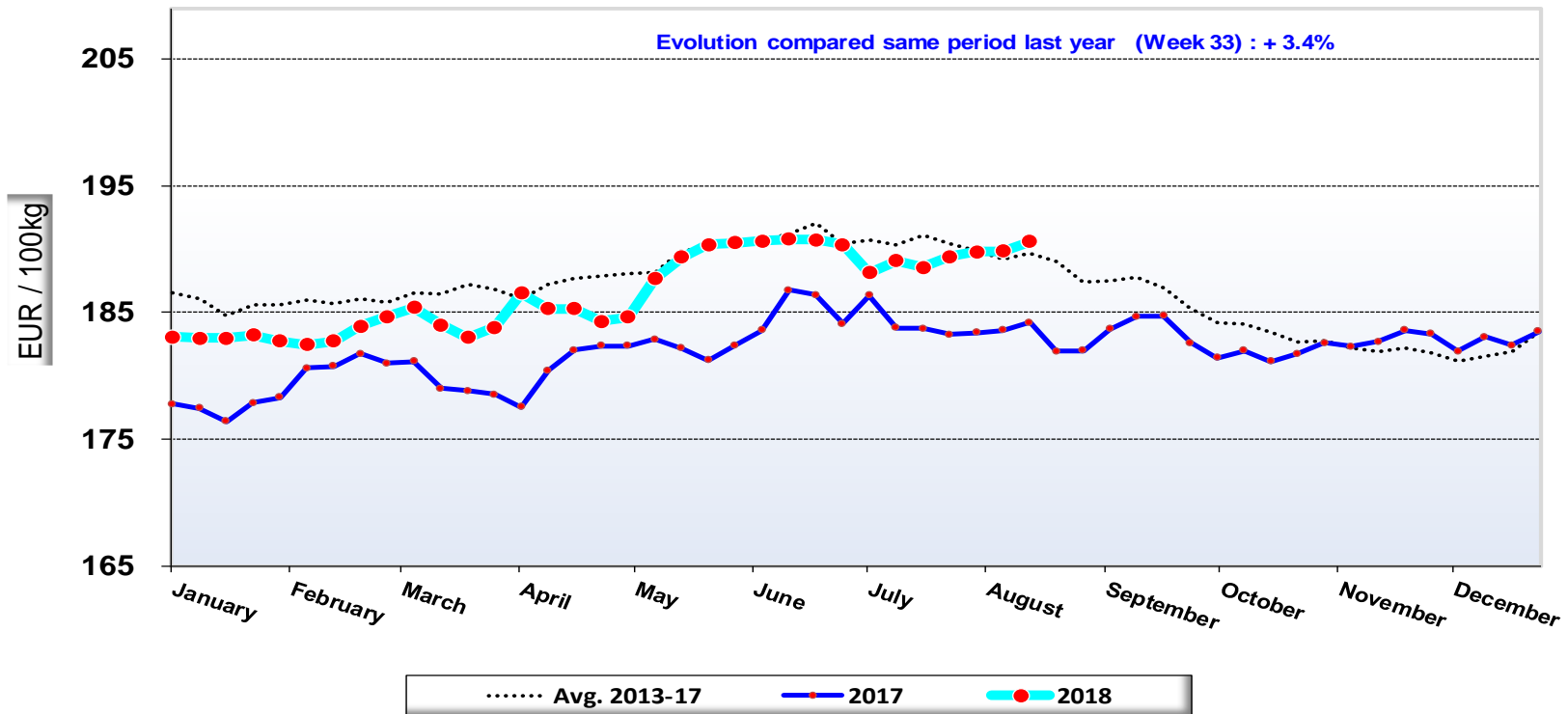




European  
Commission

## Evolution of the weekly EU average price for **Broiler**

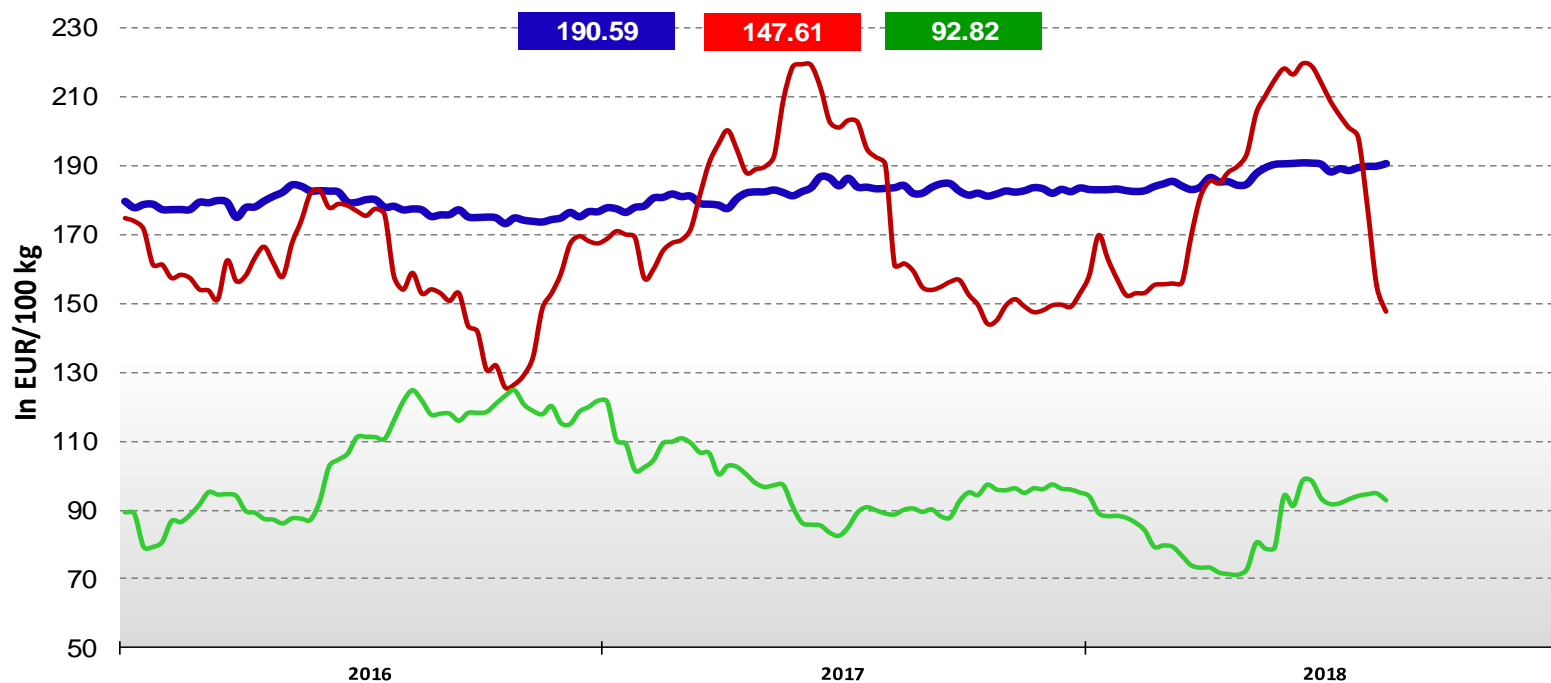
Latest price ==> 190.59 EUR/100 kg



Source: MSs notifications (Commission Implementing Regulation (EC) 2017/1185)



## Broiler prices in EU, USA and Brazil



Sources : EU = weighted average of MS prices - Broiler 65%  
US = weekly USDA prices - Fresh chicken grade A ,Chicago  
BR = average of prices in main producing states - (Avieworld.com.br)



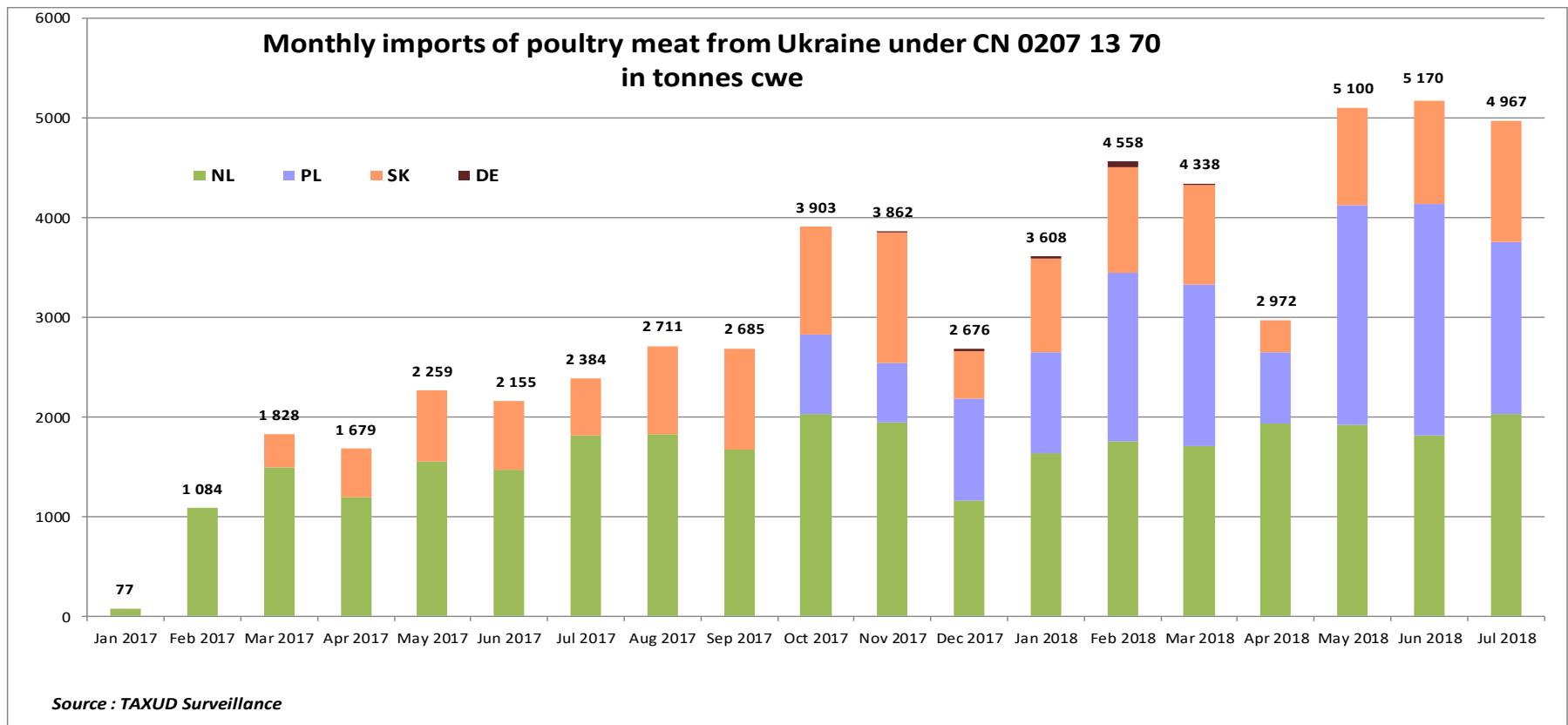


## Imports of Poultry meat from selected origins

	2014		2015		2016		2017		Jan-Jun 18		Compared to Jan-Jun 17
	tonnes	%	tonnes	%	tonnes	%	tonnes	%	tonnes	%	
Thailand	251 185	29.7%	274 524	31.4%	290 309	32.2%	265 738	32.9%	151 449	38.6%	+ 7%
Brazil	507 355	60.0%	501 327	57.3%	504 796	56.0%	401 465	49.7%	135 606	34.6%	- 41%
Ukraine	19 958	2.4%	42 513	4.9%	48 083	5.3%	80 083	9.9%	62 285	15.9%	+ 80%
Chile	25 815	3.1%	22 232	2.5%	28 808	3.2%	24 973	3.1%	21 911	5.6%	+ 87%
China	19 761	2.3%	18 403	2.1%	16 946	1.9%	19 203	2.4%	11 700	3.0%	+ 20%
Argentina	10 996	1.3%	8 529	1.0%	6 463	0.7%	6 300	0.8%	4 476	1.1%	+ 32%
Switzerland	4 307	0.5%	2 424	0.3%	2 548	0.3%	2 752	0.3%	1 559	0.4%	+ 34%
Turkey	16	0.0%			441	0.0%	173	0.0%	1 481	0.4%	+++
Others	6 351	0.8%	4 984	0.6%	3 656	0.4%	6 616	0.8%	1 894	0.5%	
Extra-EU	845 743		874 937		902 051		807 303		392 361		
% change			+ 3.5%		+ 3.1%		- 10.5%		- 10.4%		



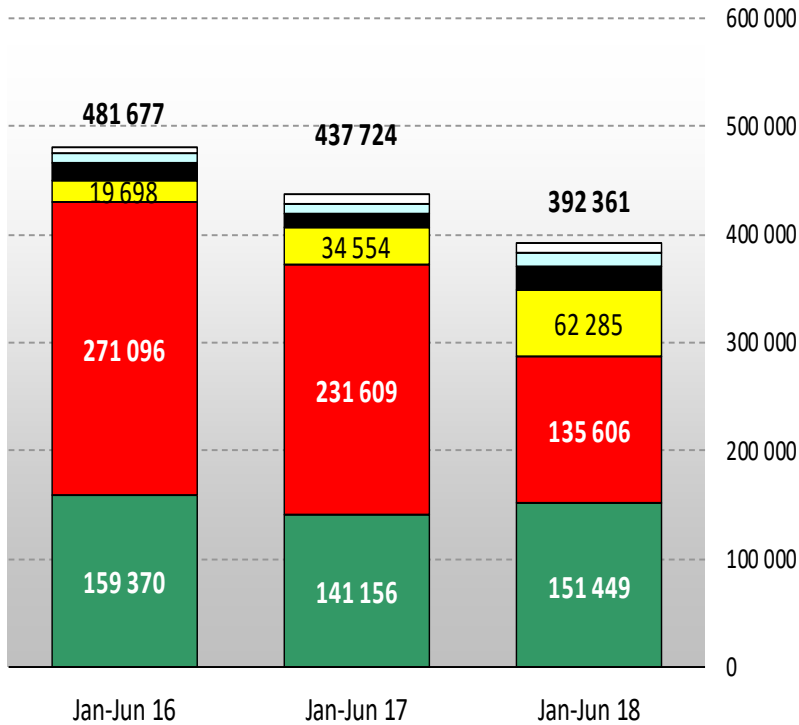
## Imports from Ukraine under CN 0207 1370 expanded in terms of volumes and destined Member States



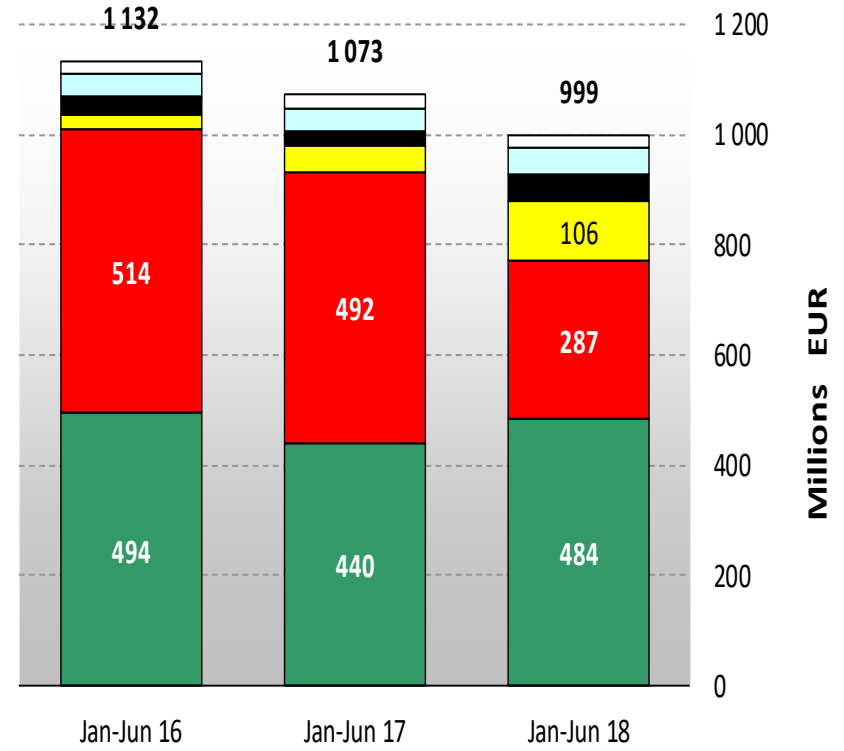


## EU Poultry meat Imports

EU IMPORTS of Poultry Meat (TONNES cwe)



EU IMPORTS of Poultry Meat (Millions EUR)



■ Thailand ■ Brazil ■ Ukraine ■ Chile ■ China ■ Other origins

■ Thailand ■ Brazil ■ Ukraine ■ Chile ■ China ■ Other origins



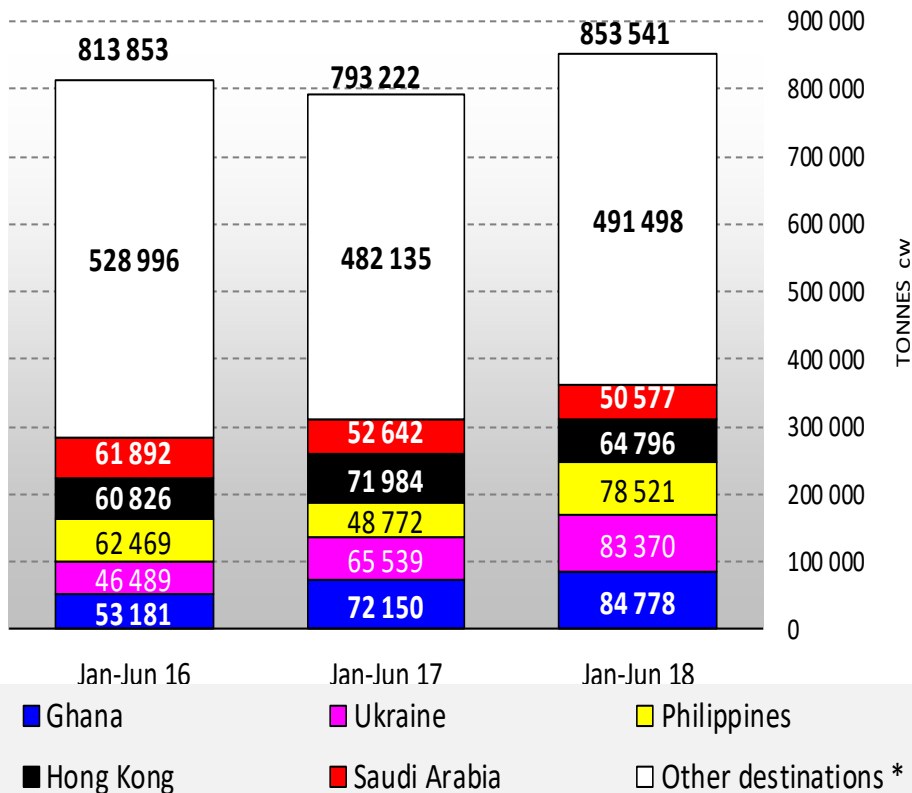
## Exports of Poultry Meat to Selected Destinations

	2014		2015		2016		2017		Jan-Jun 18		Compared to Jan-Jun 17
	tonnes	%	tonnes	%	tonnes	%	tonnes	%	tonnes	%	
Ghana	56 900	3.8%	68 283	4.6%	77 018	4.8%	135 298	8.1%	84 778	9.9%	+ 18%
Ukraine	80 084	5.3%	90 850	6.1%	114 891	7.1%	163 057	9.8%	83 370	9.8%	+ 27%
Philippines	57 641	3.8%	100 719	6.8%	126 733	7.8%	128 245	7.7%	78 521	9.2%	+ 61%
Hong Kong	136 177	9.1%	100 944	6.8%	123 771	7.7%	148 272	8.9%	64 796	7.6%	- 10%
Saudi Arabia	123 574	8.2%	142 496	9.6%	121 645	7.5%	98 797	5.9%	50 577	5.9%	- 4%
Benin	163 844	10.9%	138 414	9.3%	116 858	7.2%	106 557	6.4%	45 746	5.4%	- 22%
Vietnam	19 884	1.3%	27 128	1.8%	36 180	2.2%	53 544	3.2%	42 075	4.9%	+ 56%
South Africa	203 412	13.5%	213 577	14.3%	271 092	16.8%	76 180	4.6%	31 854	3.7%	- 40%
Congo (Dem. Rep.)	33 697	2.2%	35 269	2.4%	44 492	2.8%	61 959	3.7%	28 886	3.4%	- 4%
Gabon	29 409	2.0%	37 330	2.5%	31 925	2.0%	49 009	2.9%	23 669	2.8%	- 14%
Russia	68 363	4.5%	1 223	0.1%	1 109	0.1%	993	0.1%	401	0.0%	- 7%
Other Destinations	530 998	35.3%	533 637	35.8%	551 005	34.1%	641 118	38.6%	318 868	37.4%	
Extra-EU	1 503 984		1 489 871		1 616 720		1 663 029		853 541		
% change			- 0.9%		+ 8.5%		+ 2.9%		+ 7.6%		

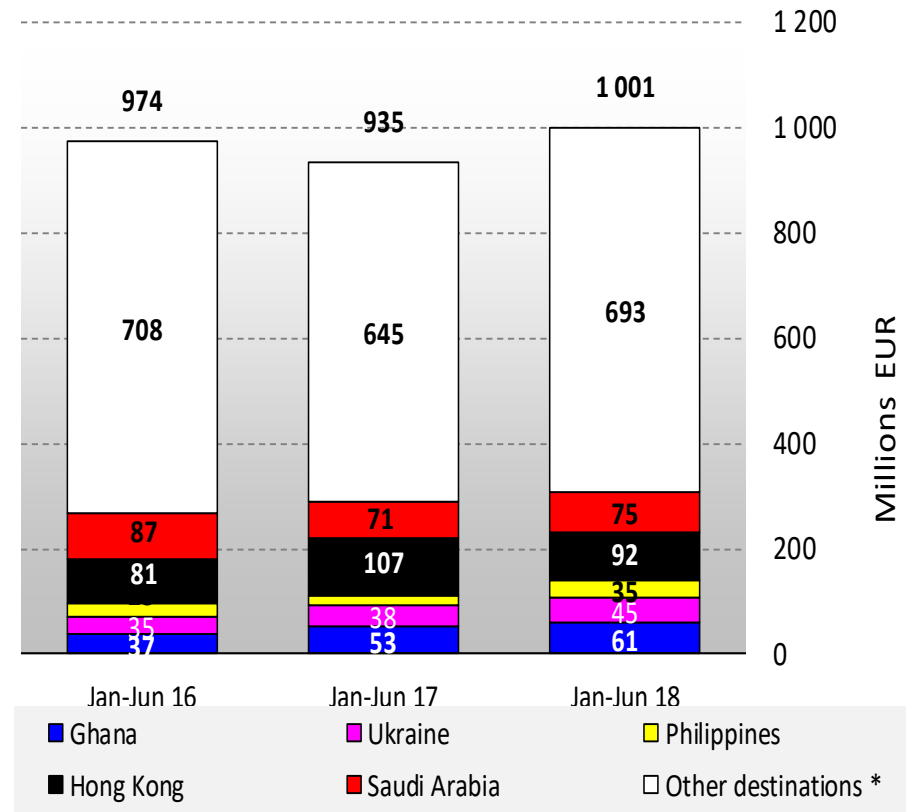


## EU Poultry meat Export

EU EXPORTS of Poultry Meat (TONNES cwe)



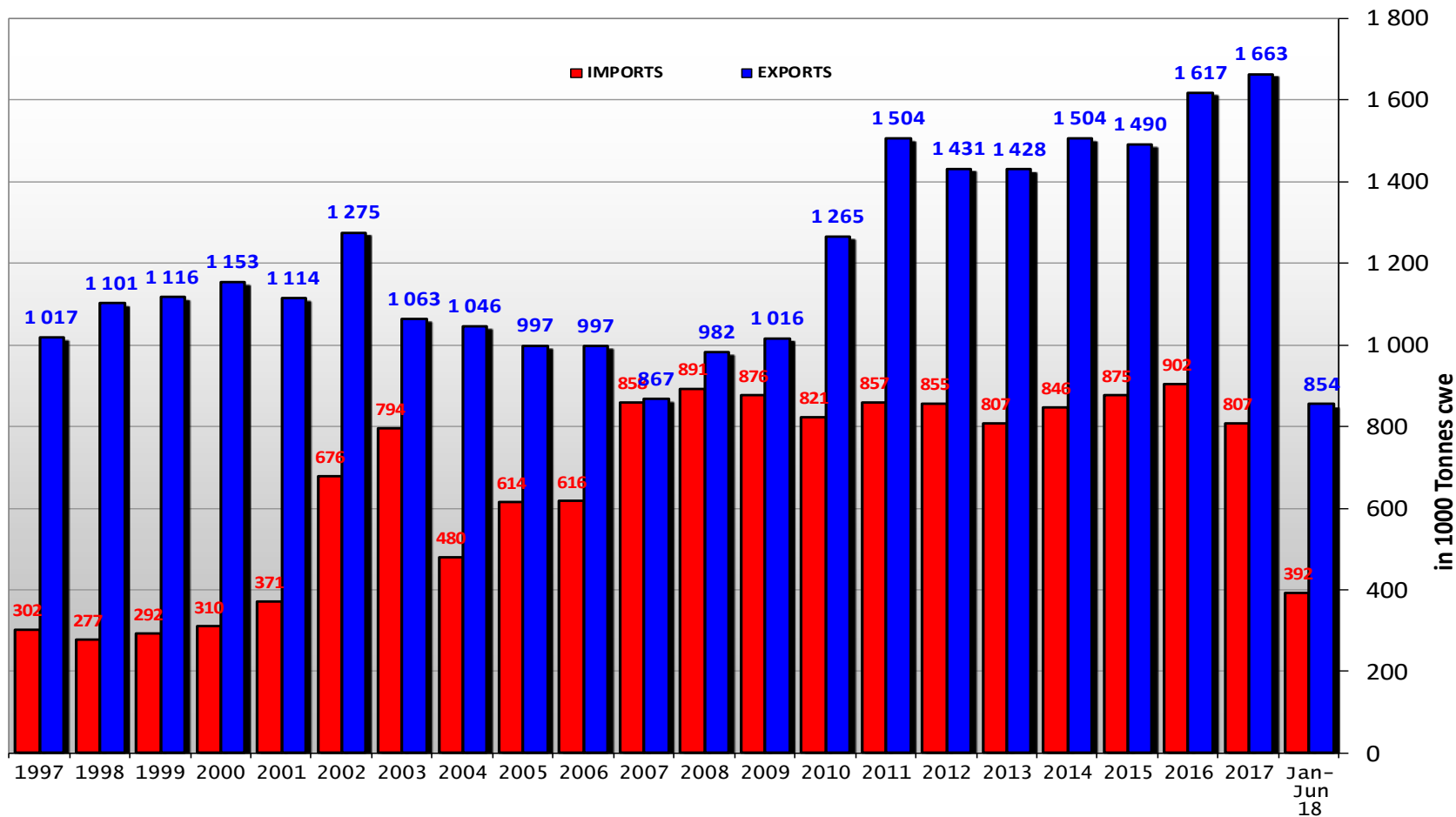
EU EXPORTS of Poultry Meat (Millions EUR)



\* countries trading less than 1 001 ('Millions EUR)

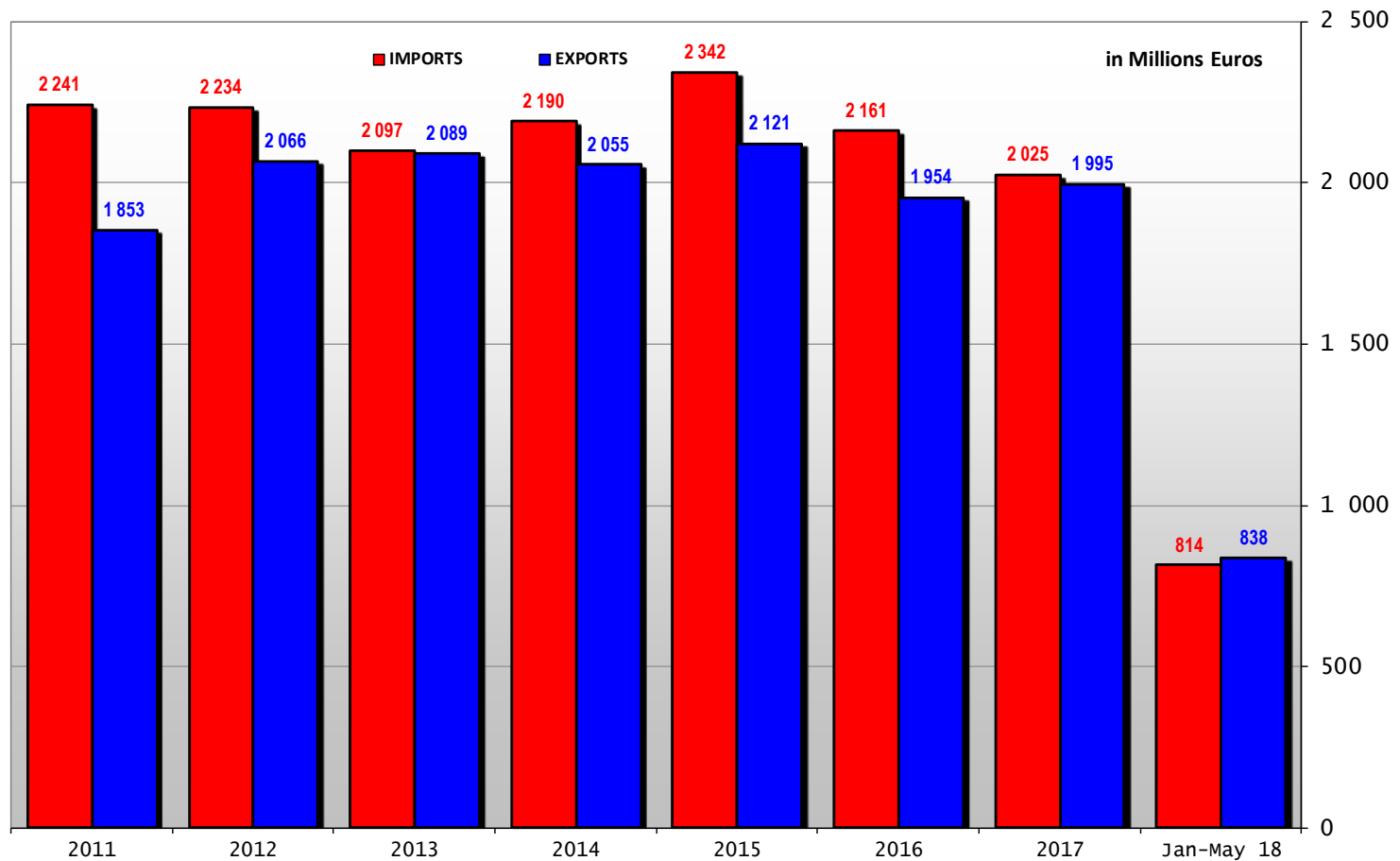


# EU Poultry meat Trade Balance





## EU Poultry meat trade balance (in 1000 euros)



## Where to find data:

- [http://ec.europa.eu/agriculture/markets/index\\_en.htm](http://ec.europa.eu/agriculture/markets/index_en.htm)
- Click on link: Poultry
- Click on link: Presentations and prices  
(righthand side under: in this chapter)
- Choose the item (link) you want
- Poultry dashboard
- [http://ec.europa.eu/agriculture/dashboards/poultry-meat-dashboard\\_en.pdf](http://ec.europa.eu/agriculture/dashboards/poultry-meat-dashboard_en.pdf)