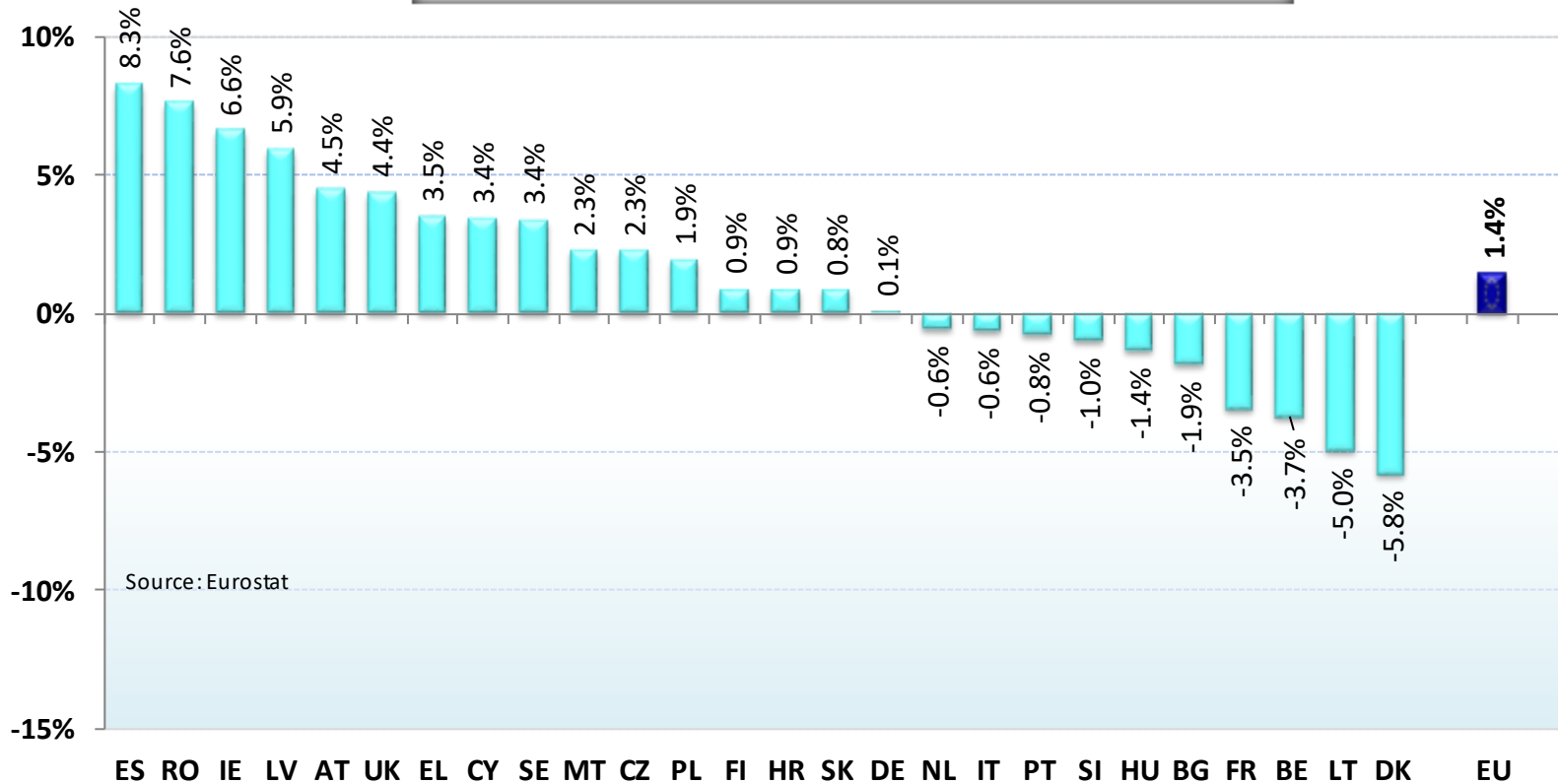


# EU Market Situation for Poultry

Committee for the  
Common  
Organisation of the  
Agricultural Markets  
21 November 2019



## Change in Poultry Meat Production in % 2019/2018 (up to August)



# PRICES



Prices

EU WEEK PRICES 45

EVOLUTION SINCE

last WEEK

last MONTH

last YEAR

BROILER

184.23

€/100 kg carcase weight

+ 0.9%

+ 0.7%

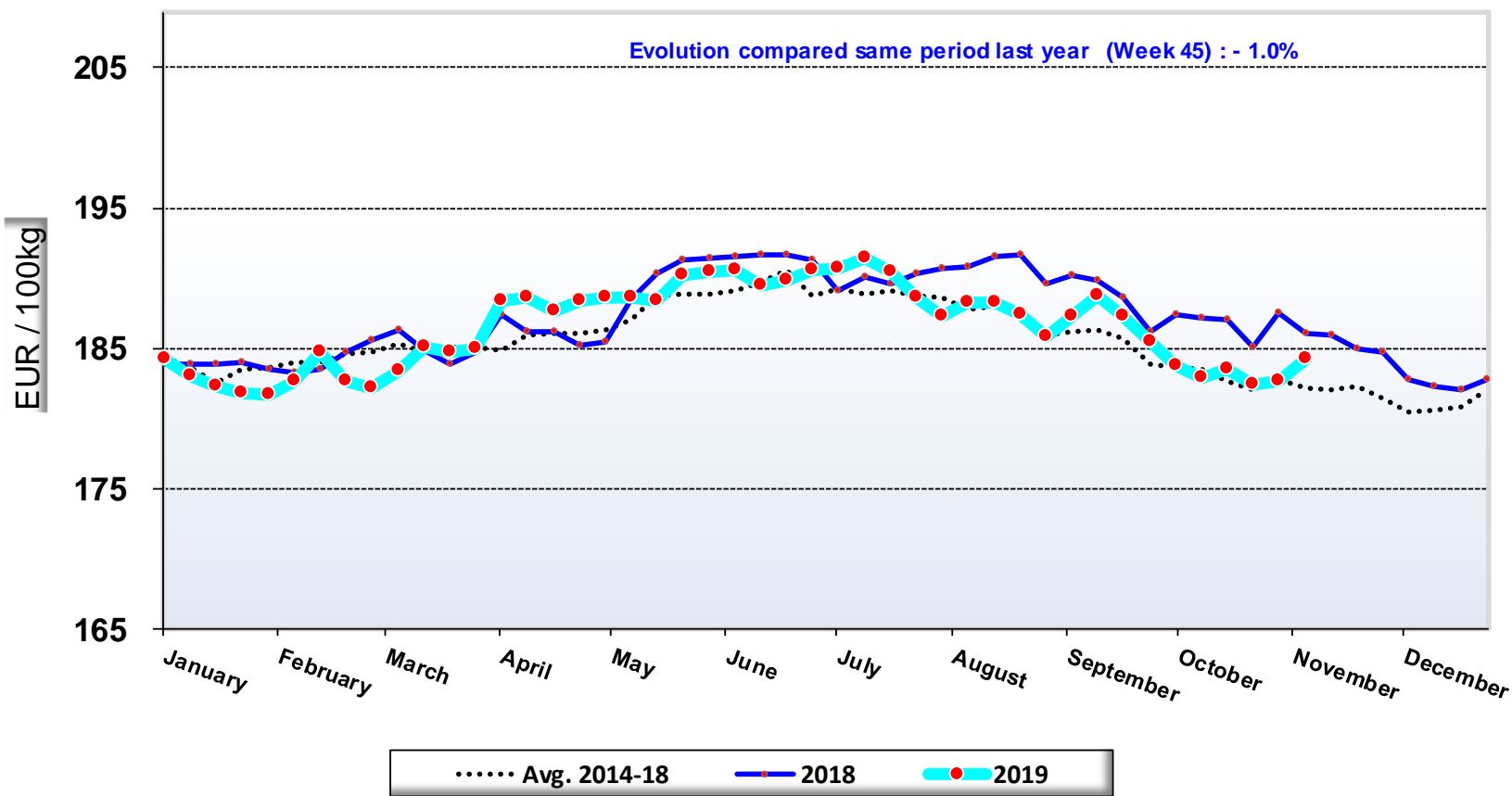
- 1.0%

€/ 100 kg



## Evolution of the weekly EU average price for **Broiler**

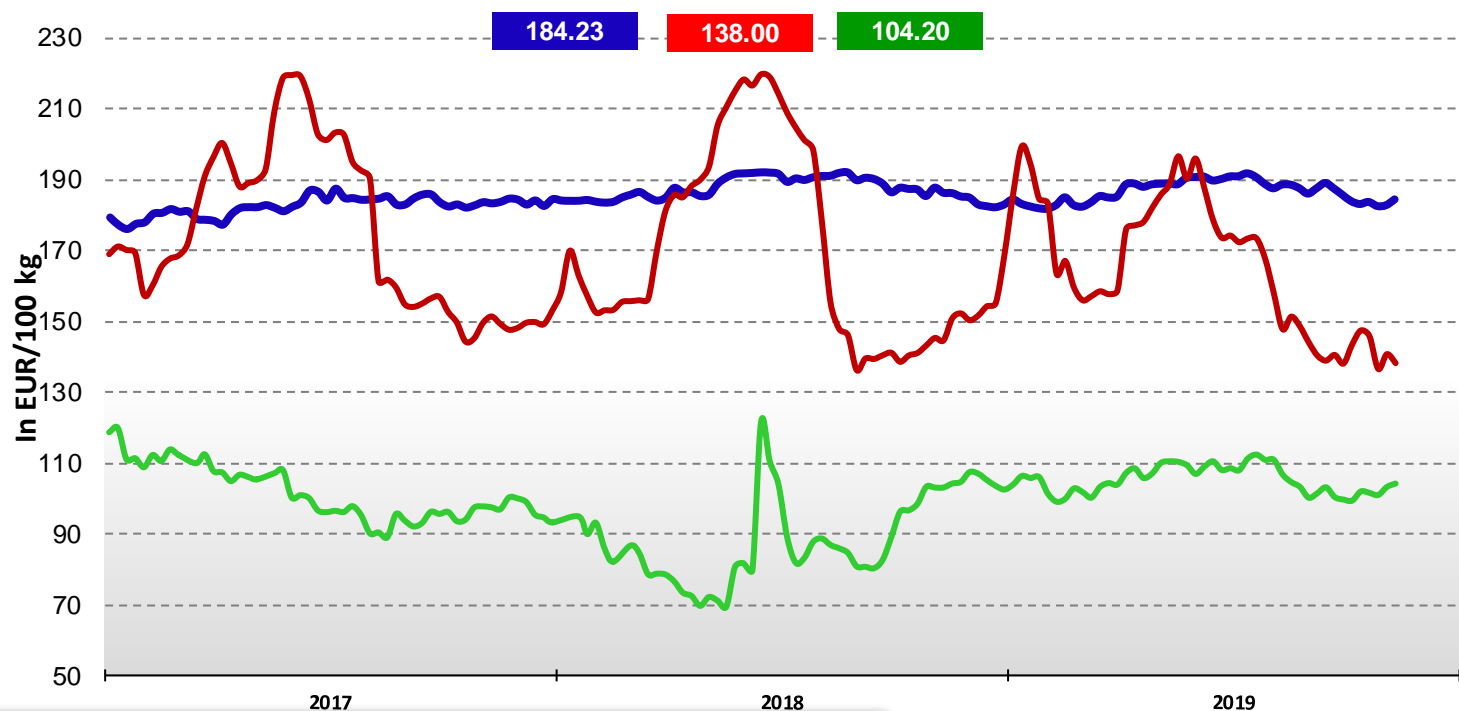
Latest price ==> 184.23 EUR/100 kg



Source: MSs notifications (Commission Implementing Regulation (EU) 2017/1185)



## Broiler prices in EU, USA and Brazil



Sources : EU = weighted average of MS prices - Broiler 65%  
US = weekly USDA prices - Fresh chicken grade A, Chicago  
BR = CEPEA/ESALQ chilled chicken prices - São Paulo State

— EU — US — BR

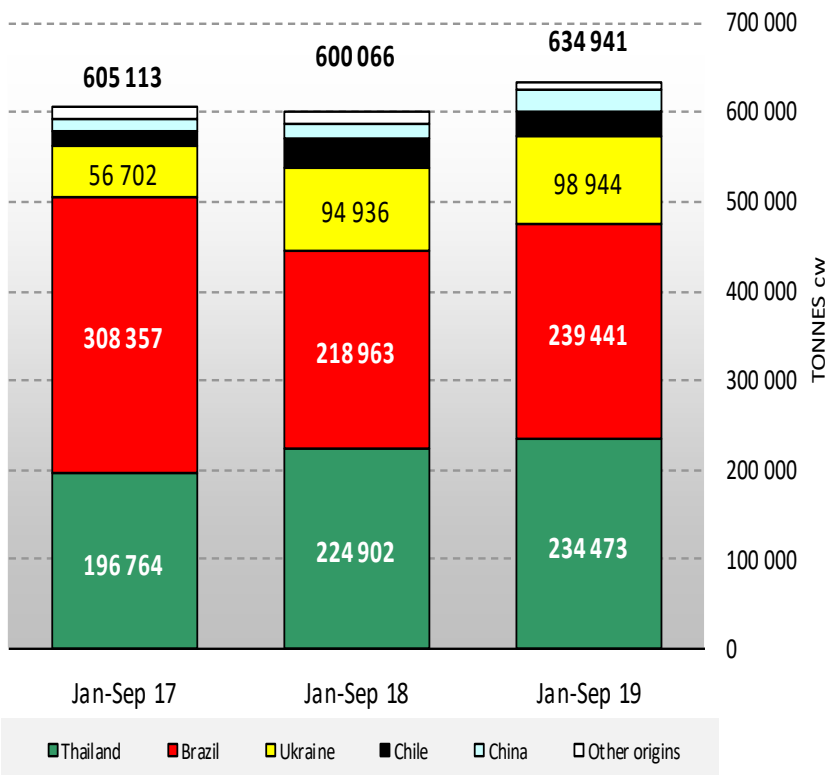
## Imports of poultry meat from selected origins

	2015		2016		2017		2018		Jan-Sep 19		Compared to Jan-Sep 18
	tonnes	%	tonnes	%	tonnes	%	tonnes	%	tonnes	%	
Thailand	274 524	31.4%	290 602	32.2%	265 927	32.9%	311 520	38.3%	234 473	36.9%	+ 4%
Brazil	501 328	57.3%	504 814	55.9%	401 598	49.7%	302 207	37.2%	239 441	37.7%	+ 9%
Ukraine	42 513	4.9%	48 103	5.3%	80 128	9.9%	123 664	15.2%	98 944	15.6%	+ 4%
Chile	22 232	2.5%	28 809	3.2%	24 972	3.1%	35 954	4.4%	28 750	4.5%	- 9%
China	18 384	2.1%	16 951	1.9%	19 107	2.4%	24 525	3.0%	22 901	3.6%	+ 30%
Argentina	8 529	1.0%	6 491	0.7%	6 297	0.8%	7 352	0.9%	4 943	0.8%	- 12%
Switzerland	2 424	0.3%	2 548	0.3%	2 736	0.3%	2 901	0.4%	1 989	0.3%	- 12%
Turkey			441	0.0%	149	0.0%	1 502	0.2%	21	0.0%	- 99%
Others	4 984	0.6%	3 554	0.4%	6 341	0.8%	3 615	0.4%	3 480	0.5%	
Extra-EU	874 919		902 313		807 254		813 240		634 941		
% change			+ 3.1%		- 10.5%		+ 0.7%		+ 5.8%		

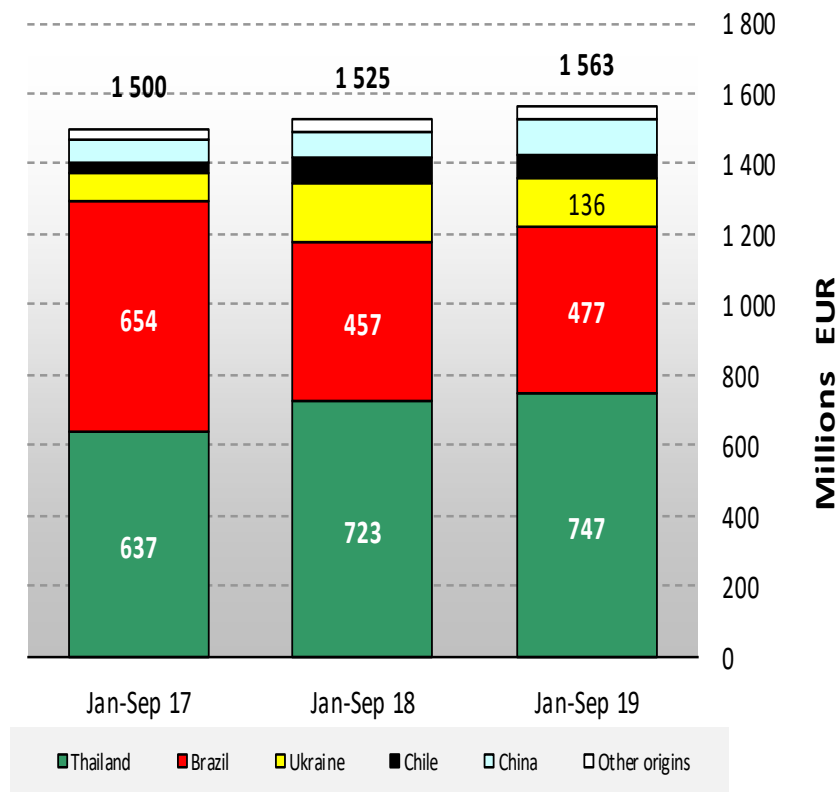


## EU poultry meat imports (by origin)

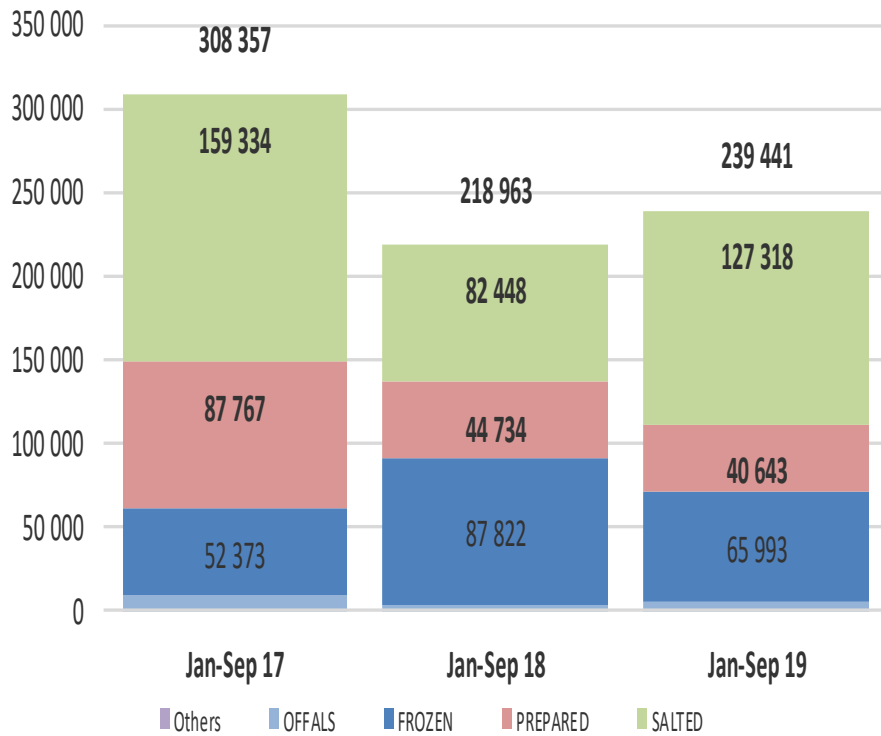
EU IMPORTS of Poultry Meat (TONNES cwe)



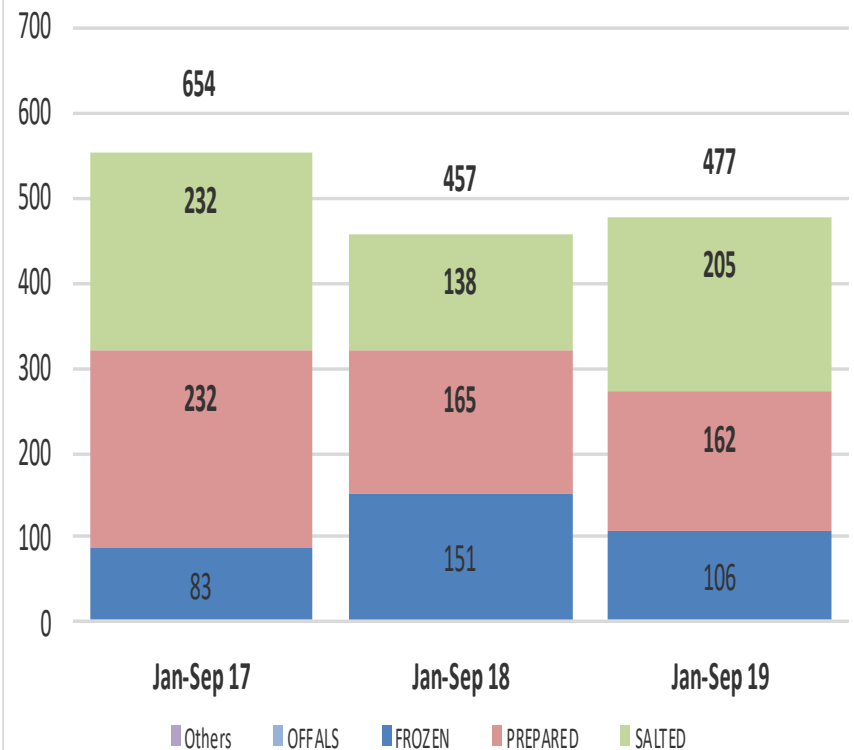
EU IMPORTS of Poultry Meat (Millions EUR)



### Eu Imports of Poultry Meat from Brazil (Tons of cwe)

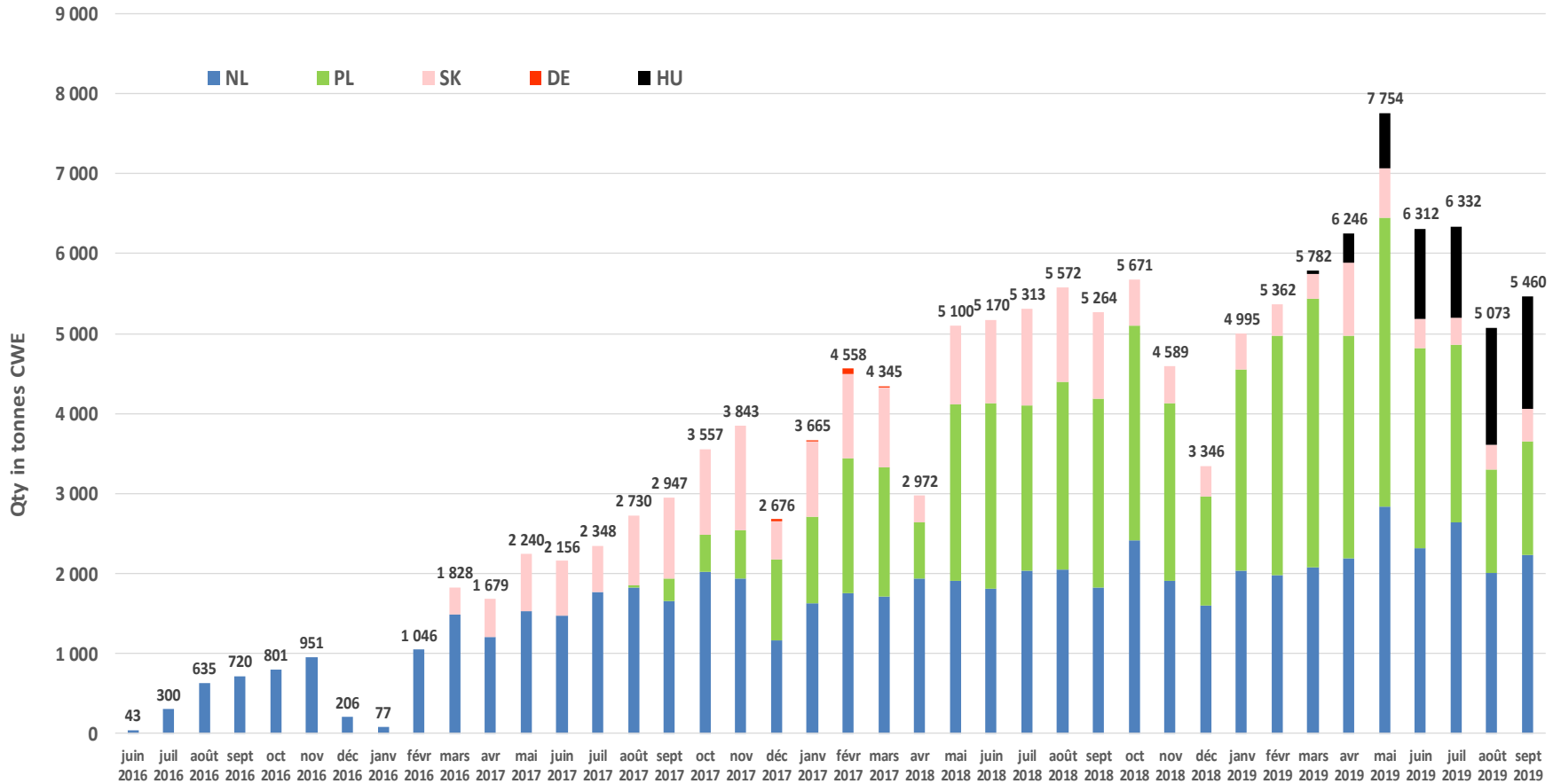


### Eu Imports of Poultry Meat from Brazil (Million Euros)





### Monthly imports from Ukraine under CN 2071370



Source: Comext



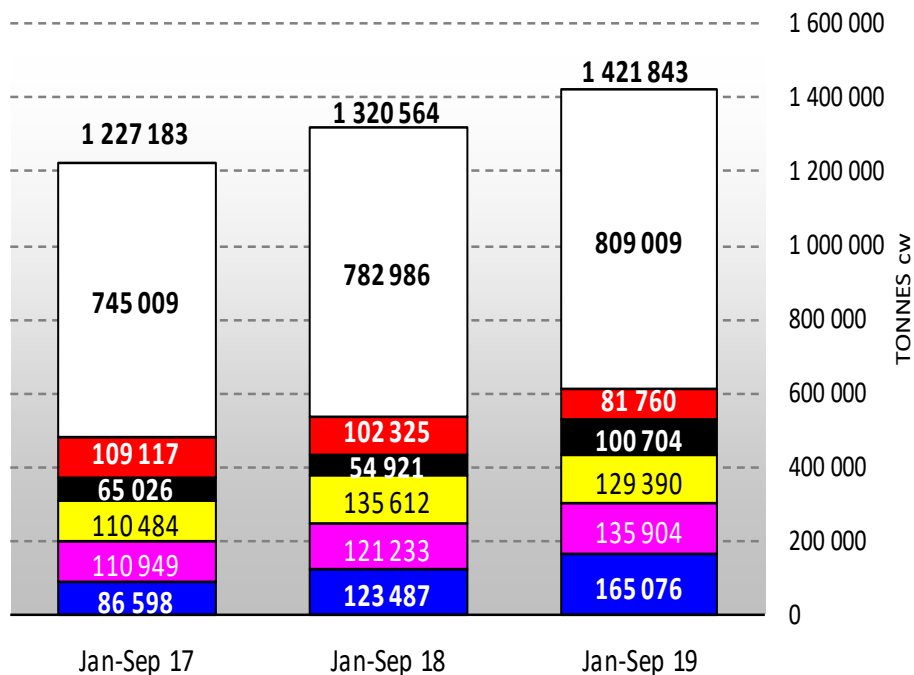
## Exports of poultry meat to selected destinations

	2015		2016		2017		2018		Jan-Sep 19		Compared to Jan-Sep 18
	tonnes	%	tonnes	%	tonnes	%	tonnes	%	tonnes	%	
Philippines	100 644	6.7%	126 694	7.5%	127 788	7.6%	168 908	9.5%	165 076	11.6%	+ 34%
Ghana	81 025	5.4%	115 783	6.9%	146 958	8.8%	166 002	9.3%	135 904	9.6%	+ 12%
Ukraine	90 851	6.0%	114 841	6.8%	162 627	9.7%	178 158	10.0%	129 390	9.1%	- 5%
South Africa	214 951	14.3%	282 770	16.8%	78 490	4.7%	84 518	4.7%	100 704	7.1%	+ 83%
Hong Kong	101 008	6.7%	123 855	7.4%	148 135	8.9%	127 857	7.2%	81 760	5.8%	- 20%
Vietnam	27 128	1.8%	36 292	2.2%	53 329	3.2%	88 669	5.0%	71 941	5.1%	+ 10%
Benin	139 324	9.2%	120 685	7.2%	105 709	6.3%	92 574	5.2%	66 370	4.7%	- 7%
Congo (Dem. Rep.)	35 849	2.4%	46 260	2.8%	60 080	3.6%	75 986	4.3%	56 835	4.0%	+ 3%
Saudi Arabia	142 496	9.4%	121 645	7.2%	98 788	5.9%	82 554	4.6%	51 273	3.6%	- 22%
Gabon	37 877	2.5%	32 340	1.9%	49 183	2.9%	45 051	2.5%	30 196	2.1%	- 12%
Russia	1 223	0.1%	1 108	0.1%	996	0.1%	910	0.1%	359	0.0%	+ 0%
Other Destinations	535 694	35.5%	556 990	33.2%	638 758	38.2%	668 355	37.6%	532 034	37.4%	
Extra-EU	1 508 071		1 679 264		1 670 842		1 779 542		1 421 843		
% change			+ 11.4%		- 0.5%		+ 6.5%		+ 7.7%		



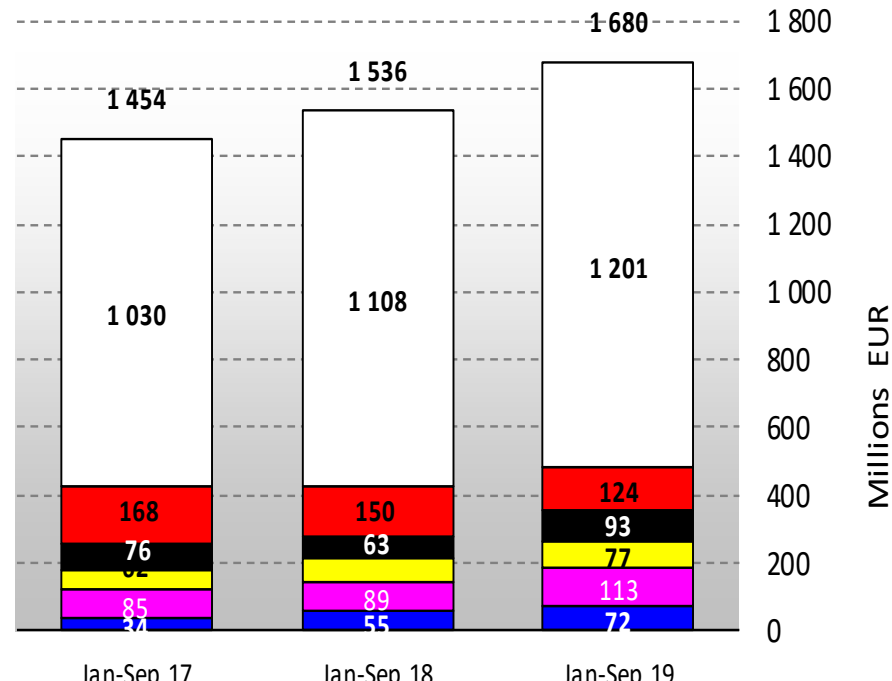
## EU poultry meat export (by destination)

EU EXPORTS of Poultry Meat (TONNES cwe)



■ Philippines ■ Ghana ■ Ukraine ■ South Africa ■ Hong Kong □ Other destinations\*

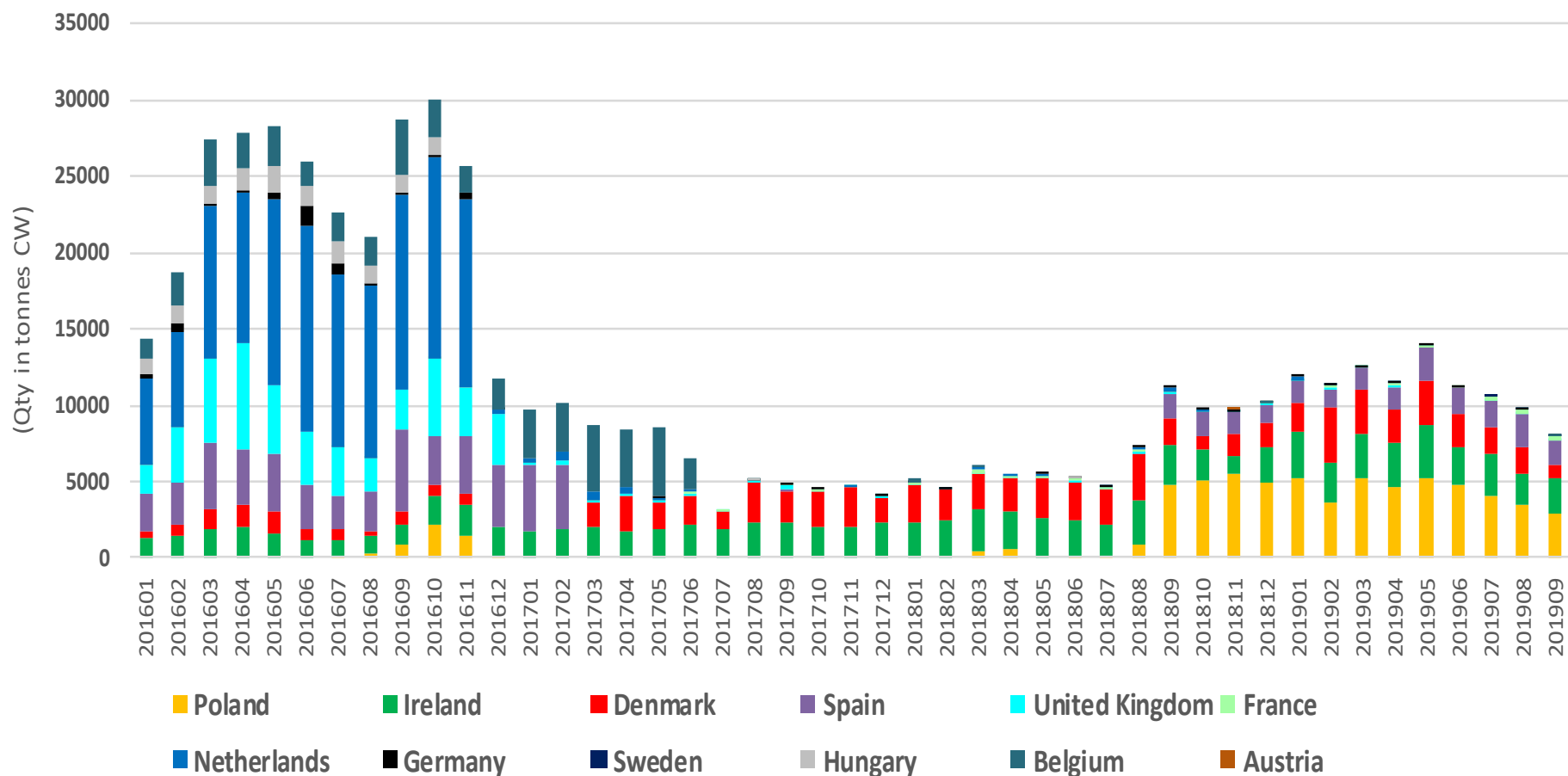
EU EXPORTS of Poultry Meat (Millions EUR)



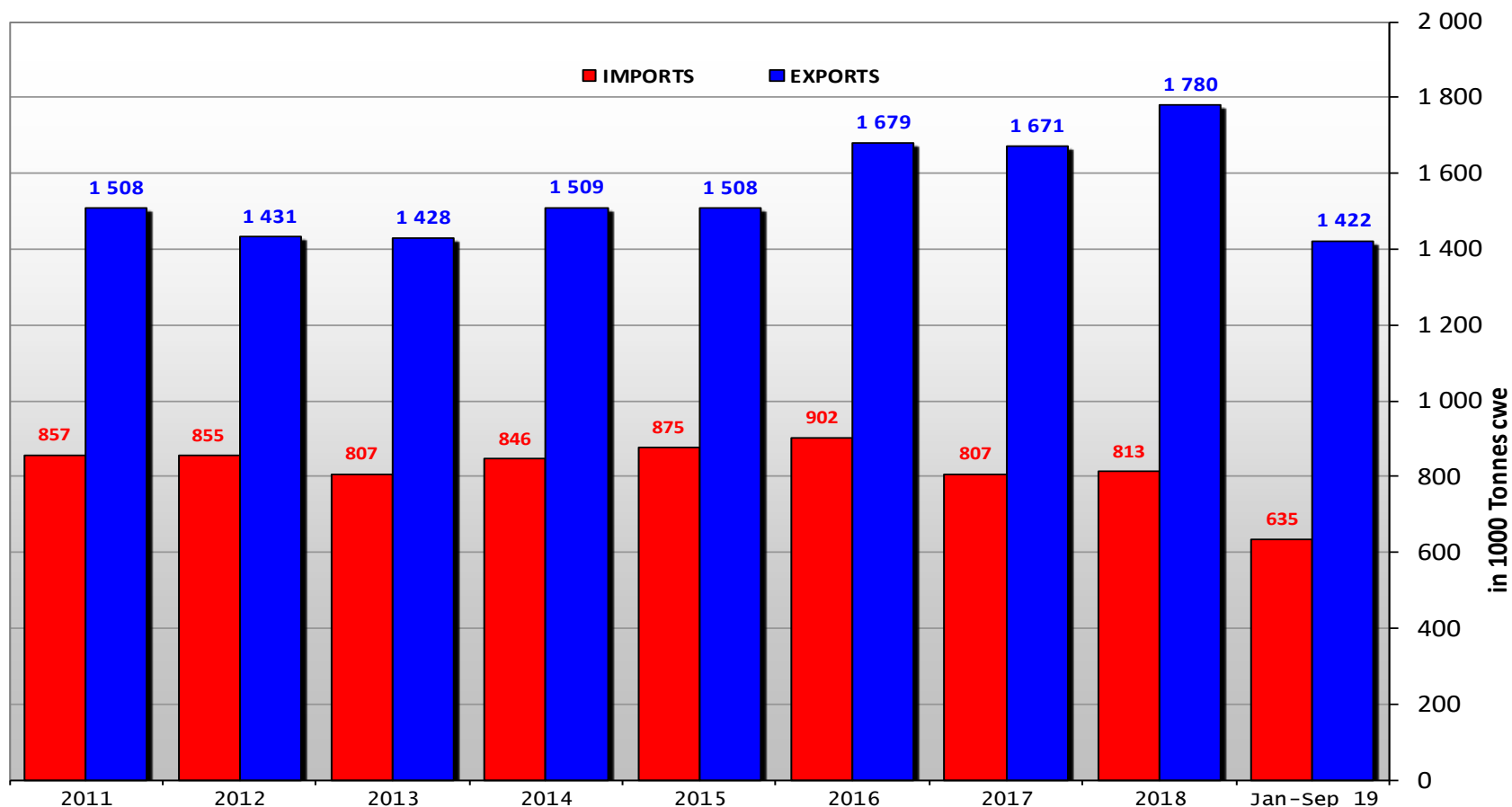
■ Philippines ■ Ghana ■ Ukraine ■ South Africa ■ Hong Kong □ Other destinations\*

\* countries trading less than 1 681 (Millions EUR)

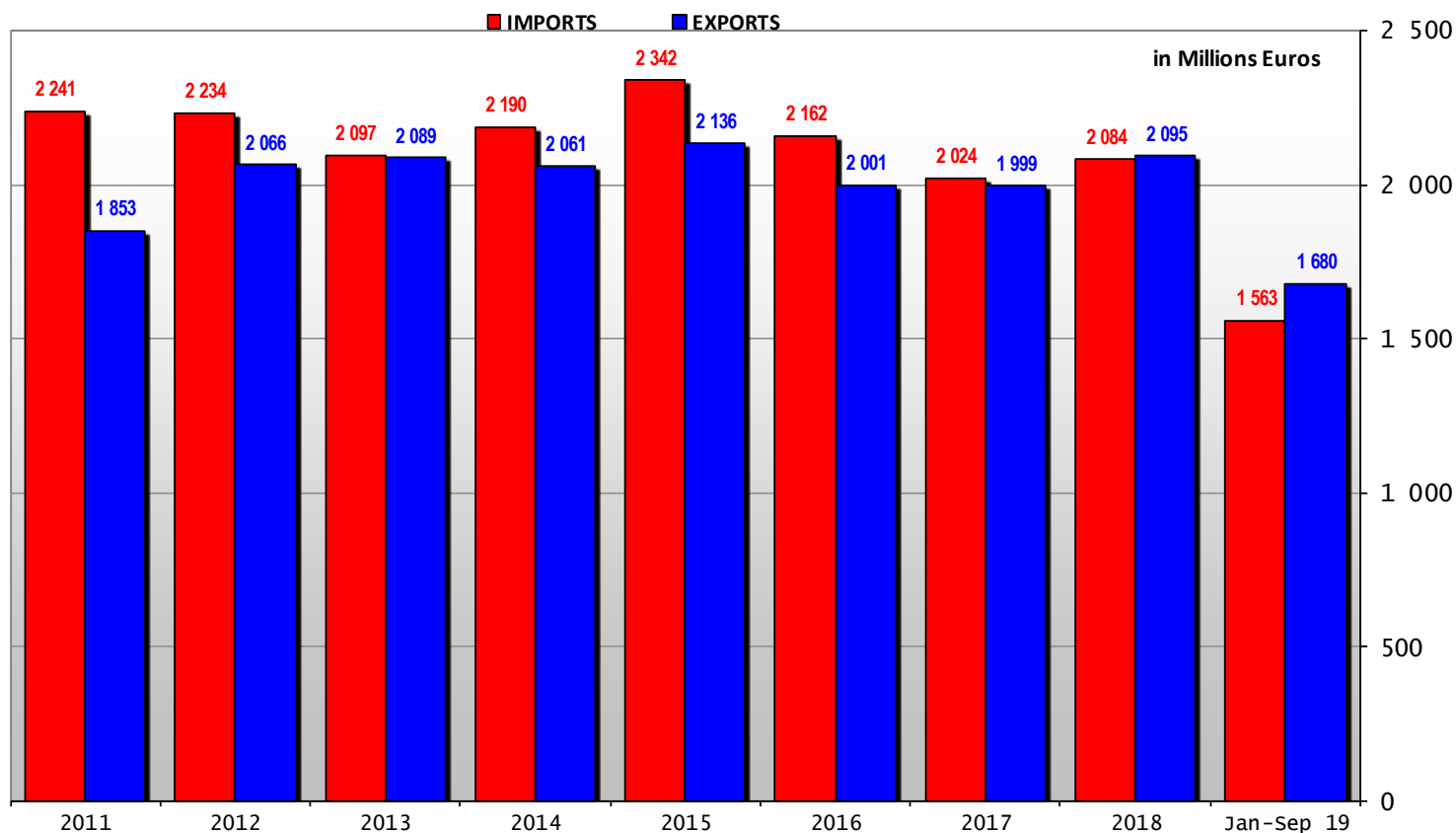
## EU EXPORTS OF POULTRY MEAT & POULTRY MEAT PRODUCTS TO SOUTH AFRICA



# EU poultry meat trade balance (in 1000 tonnes cwe)



## EU poultry meat trade balance (in 1000 euros)



# Where to find information

- **Poultry overview:**
- [https://ec.europa.eu/info/food-farming-fisheries/animals-and-animal-products/animal-products/poultry-meat\\_en](https://ec.europa.eu/info/food-farming-fisheries/animals-and-animal-products/animal-products/poultry-meat_en)
- **Poultry market monitoring:**
- [https://ec.europa.eu/info/food-farming-fisheries/animals-and-animal-products/animal-products/poultry-meat\\_en#marketmonitoring](https://ec.europa.eu/info/food-farming-fisheries/animals-and-animal-products/animal-products/poultry-meat_en#marketmonitoring)
- **Poultry dashboard:**
- [https://ec.europa.eu/info/sites/info/files/food-farming-fisheries/farming/documents/poultry-meat-dashboard\\_en.pdf](https://ec.europa.eu/info/sites/info/files/food-farming-fisheries/farming/documents/poultry-meat-dashboard_en.pdf)